

Spiralveyor® TL

Your economic choice to elevate

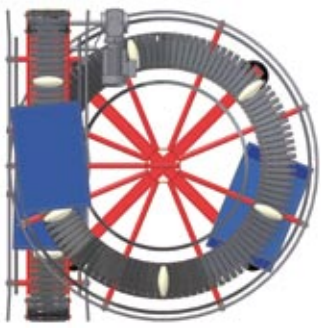
- Economic solution for elevating totes
- Designed for repeating product sizes
- Compact footprint
- Continuous elevation
- Up to 3,600 items per hour
- Made to the application

New!



 **AmbaFlex**
www.ambaflex.com

Spiralveyor® TL



Compact foot print

Based on the same proven concept AmbaFlex now comes with the Spiralveyor® TL. The TL version is specially designed for tote and plastic container elevation in logistic processes. An application where traditionally a platform elevator would normally be applied for economic reasons.

This Spiralveyor® TL combines a compact build (approx 1,4 m square footprint) with a continuous flow of goods eliminating the disadvantages of both platform lifts and inclined belts. Compared to other Spiralveyor's, the TL makes use of a smaller belt fitted with cams. The incline angle increases and decreases gradually, so the items are lifted with a minimum number of turns required.

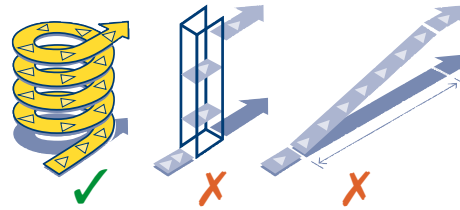
The Spiralveyor® TL is suitable for totes up to 450x650 mm, 35 kg. The elevation capacity is up to 3,600 items per hour.

Starting at Euro 9,500, the price range is far lower the alternative solution but the machine is providing much extra.

- Cam shaped as a roller allowing items to be entered non-synchronic.


Technical specifications:

- Mild steel frame painted in customer color.
- Full stainless optional available.
- Elevation tailor made within a near to unlimited height range.
- Loads up to 35 kg/item.
- Angle of incline, changes gradually from 0 to 18° over the first and last half winding.
- Standard flat in and out feed.
- The required safety fences are optionally available.
- Up, Down or Reversal direction.

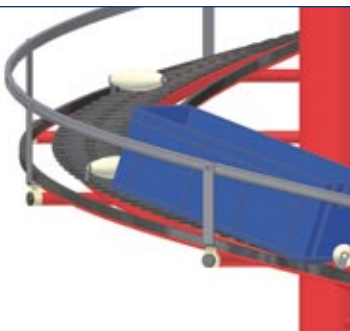


Distinguishing features:


- Space saving compared to platform elevator and inclined belt.
- Continuous motion, no indexing, no controls.
- In and out feed track level for optimally transfer.
- Choice of two diameter guide dimensions.




Cam secured elevation



Maximized incline



Flat in and out feed



Totes fully guided

Spiralveyor®	TL-200-1.000-1.020	TL-200-1.300-1.326
Footprint	1.340 mm square	1.740 mm square
No. of windings*	Elevation	Elevation
	1	656
	2	1.983
	3	3.310
	4	4.637
	5	5.964
	6	7.291
	7	8.618
	8	9.945
	9	11.272
	10	12.599
Extra windings	1/4	331
	1/2	664
	3/4	995

* Maximum elevation at given number of windings. Elevation tailor made.

Office EUROPE, Holland
 phone +31 (0)229 285 130
 fax +31 (0)229 285 131
 mail@ambaflex.com

Office NORTH AMERICA, USA
 phone (877) 800 1634
 fax (877) 800 1635
 info@ambaflex.com

Office ASIA, Singapore
 phone (65) 6560 2866
 fax (65) 6554 2868
 info_singapore@ambaflex.com

 **AmbaFlex**
 www.ambaflex.com