


MikroLine 2256



High Speed IR-line Camera for Fast Non-Contact Temperature Measurement of Production Processes

Unique high speed IR-Line camera with 256 data points per line and a measuring rate of 512 lines per second

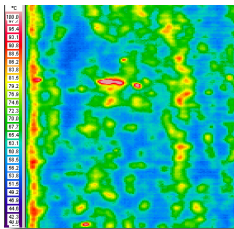


Features:

- Industrial housing IP65
- Air purge for lens
- Water-cooling
- Fiber-optic data transmission
- No opto-mechanical scanner
- 256 data points/line at 512 lines/second max.
- Uncooled infrared linear array
- Large dynamic range
- Triggered measurement
- Alarm function
- Data recording
- Application specific hardware and software

M2256

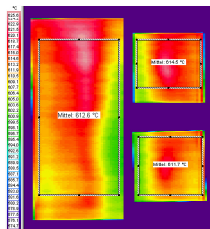
for applications at 8 to 14 μm



Hot-spot recognition in mineral wool production

M2256 G

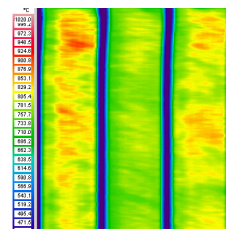
for applications at 4.8 to 5.2 μm



Images of glass panes after annealing process

M2256 H

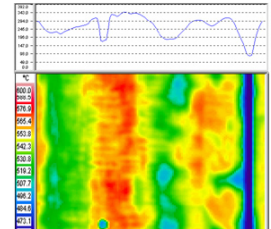
for applications at 1.4 to 1.8 μm



Temperature control in the steel industry

M2256 M

for applications at 3 to 5 μm



Jacket of a rotating kiln: color representation and line profile

High speed IR-line camera with 256 data points per line and a maximum measuring rate of 512 lines per second — an industrial infrared camera for fast non-contact temperature measurement of production processes. An efficient online software running with Windows™ ensures the control of thresholds and processes. By recording data functions, quick temperature changes can be saved as a video.

Mikron has been an innovative leader in the field of infrared non-contact temperature measurement since 1969. Our staff of qualified engineers and trained sales consultants are completely dedicated to quality and to helping customers solve their most challenging application problems.

Introducing Mikron's THERMALSPECTION™

Implementing a systems approach for thermal process applications requires full knowledge of the customer's applications, available thermal imagers and thermal scanners, customer's existing controls platform, and software requirements, etc. We have a full staff of engineering and software specialists available for the design and development of comprehensive turn-key systems for all customer applications. Experience in many different thermal applications is the backbone of our designs and short-term turnaround for specialized software and custom camera configurations is our specialty.



THE INFRARED PROS

SELECTION CHART

Model	MikroLine M2256	MikroLine M2256 G	MikroLine M2256 H	MikroLine M2256 M
Spectral range	8 to 14 μm	4.8 to 5.2 μm	1.4 to 1.8 μm	3 to 5 μm
Measurement range ¹	50 to 550°C or 450 to 1250°C	450 to 1250°C	600 to 1300°C	450 to 1250°C
Optics Focal Length Field of View Measurement Distance Spatial resolution	18mm 40° x 0.3° 10 cm to infinity 3 mrad (50% modulation)	13mm 60° x 0.5° 20 cm to infinity 4 mrad (50% modulation)	12mm 60° x 0.5° 50 cm to infinity 4 mrad (50% modulation)	13mm 60° x 0.5° 20 cm to infinity 4 mrad (50% modulation)
Measurement uncertainty ²	2K (measured temperature < 100°C) or 1K + 1% of the measured value in °C	1K + 1% of the measured value in °C	1K + 1% of the measured value in °C	1K + 1% of the measured value in °C
Noise equivalent temperature difference ²	<0.5 K	<1 K	<1 K	<0.5 K

GENERAL SPECIFICATIONS

Sensor	Uncooled pyroelectric linear array
Frame rate	Internal 512 Hz, selectable: 512 Hz, 256 Hz, 128 Hz, 64 Hz, 32 Hz ...
Response time	Internal 4 ms, selectable: 2/measurement frequency
Interface	Fiber-optic/PCI-card
Digital inputs (trigger, 2 x)	Symmetrical (threshold 0.2 V difference) or unsymmetrical (threshold 2.5V)
Digital outputs (alarm, 2 x)	Optically coupled OC-outputs ($I_C \leq 150\text{mA}$, $V_E \leq 25\text{V}$)
Connectors ³	Round connector with thread interlocking (16 pins) Interlocking fiber optic connector (2 fibers) Water supply tubing (nominal width 4mm, 2 bar max) Compressed air tubing (nominal width 4mm, 2 bar max)
Weight	ca. 3.2 kg
Power Supply	18...36 V DC/10...20 VA
Housing	Protection degree IP65, optional with integrated water-cooling system, air purge, swivel base
Operating temperature Camera System cable Fiber optic	0 to 50° (without water-cooling); -25° to 150°C (with water-cooling) -25 to 150°C 0 to 70°C
Storage conditions	-20 to 70°C, relative humidity: max. 95%
Software	PC control and display program IR_LINE for Windows™

¹ Other on request

² Specification for 32 Hz measurement frequency, blackbody reference, ambient temperature 25°C

³ Dependent upon configuration

Mikron reserves the right to change specifications to reflect the latest changes in technology and improvements at any time without notice. These changes will be reflected in subsequent editions of our literature when warranted.

Mikron Infrared, Inc.

Thermal Imaging Division

1101 Elevation Street, Suite 3

Hancock, MI 49930

Tel: (906) 487-6060

Fax: (906) 487-6066

E-Mail: jon@mikroninfrared.com

Internet: www.mikroninfrared.com

For More Information Call:

1-888-506-3900

 **MIKRON**[®]
I N F R A R E D